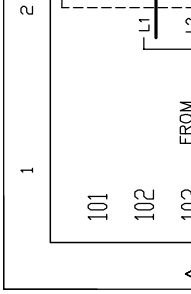
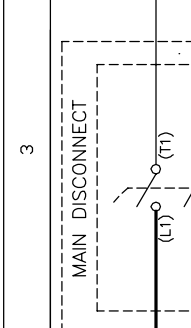
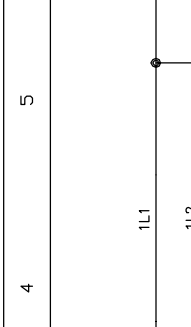
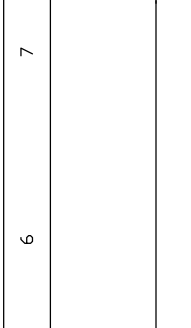
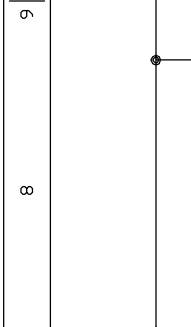
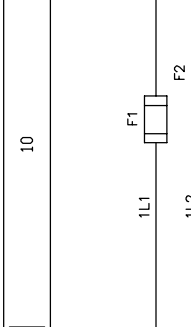
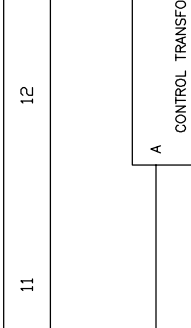
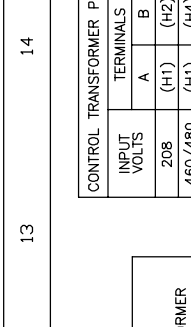
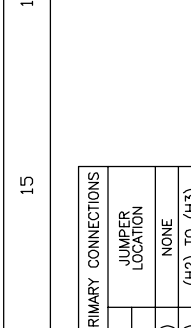


CONTROL TRANSFORMER PRIMARY CONNECTIONS

INPUT VOLTS	TERMINALS	JUMPER LOCATION
208	A (H1)	(H2)
460/480	(H1) (H4)	(H2) TO (H3)



REVISIONS

REV.	DESCRIPTION	ECO #	DRAWN BY	DATE
02	ADDED DASHED LINE AROUND A6	4453	K. MALUSIC	8/13/13
01	ADDED JUMPER SC TO SP	4093	K. MALUSIC	5/28/13
00	INITIAL RELEASE	-	K. FLIERL	6/14/12

SCHEMATIC DIAGRAM

DATE	APPROVED	SIZE	REVISION	PAGE
6/14/12	K. FLIERL	D	02	1 of 1
6/14/12	D. CMELAK	D	02	1 of 1
6/14/12	K. FLIERL	D	02	1 of 1
6/14/12	K. FLIERL	D	02	1 of 1

NOTES:

- CUSTOMER TO CONNECT THE CABINET GROUND LUG TO EARTH GROUND.
- INSULATED TWISTED SHIELDED WIRE IS REQUIRED. SHIELD TO CONNECT TO PROPER TERMINAL AS SHOWN. CONNECT THE SHIELD ONLY AT THIS END. STUB AND ISOLATE THE OTHER END. DO NOT RUN THESE WIRES IN THE SAME CONDUIT AS THE AC POWER AND THE AC CONTROL WIRES.
- WITHOUT THE INPUT CIRCUIT BREAKER OPTION PM, OR WHEN NOTED ON THE CABINET DATA NAMEPLATE, BRANCH CIRCUIT PROTECTION MUST BE SUPPLIED BY THE INSTALLER.
- WITH A CONTROL TRANSFORMER, T1, POWER RATING 350VA OR GREATER, SECONDARY FUSE F6 IS ADDED.
- CHANGING Z1-01 TO "1" WILL PROGRAM THE DRIVE AND BYPASS PARAMETERS TO THEIR FACTORY DEFAULT SETTINGS.
- FOR 208VAC APPLICATIONS, SET E1-01 TO 208 AND SET E1-05 TO 208.
- THE MOTOR OVERLOAD RELAYS ARE FACTORY SET FOR MANUAL RESET. CUSTOMER TO ADJUST THE MOTOR OVERLOAD RELAYS TRIP SETTING FOR THE ACTUAL AC MOTORS' FULL LOAD AMPS.
- CONDUIT FITTINGS/HUBS SHALL COMPLY WITH THE STANDARD FOR CONDUIT, TUBING, AND CABLE FITTINGS, UL 514B, OR CONDUIT FITTINGS HAVING THE SAME ENVIRONMENTAL RATING AS THE ENCLOSURE SHALL BE USED.

* - INDICATES COMPONENTS NOT SUPPLIED BY YASKAWA.
 - - INDICATES CUSTOMER WIRING.
 --- CONNECTED TO THE CABINET OR PANEL.

YASKAWA
 THIS DOCUMENT AND INFORMATION CONTAINED HEREIN IS CONFIDENTIAL AND NOT TO BE REPRODUCED OR DISCLOSED IN WHOLE OR IN PART WITHOUT THE EXPRESS WRITTEN CONSENT OF YASKAWA AMERICA INC.

YASKAWA
 DRAWN BY: K. FLIERL
 CHECKED: D. CMELAK
 DATE: 6/14/12
 APPROVED: K. FLIERL
 DATE: 6/14/12
 TITLE: SCHEMATIC DIAGRAM Z1000 ELECTRONIC BYPASS OPTION PA
 PART NUMBER: JVOP-183

Prepared by krstan_malusic 8/13/2013 1:04:31 PM